

NEW VOTING PROCESS FOR AGM 2026

For our 2026 AGM, we will be conducting elections with an E-ballot.

These are the steps you will take to cast your votes.



1

You will be instructed by the Returning Officer, to open the envelope and remove the voting slip



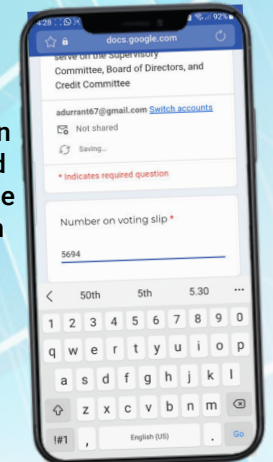
2

Scan the QR code with your mobile device. The QR code will take you directly to the E-ballot.



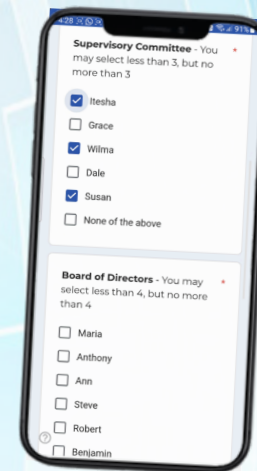
3

Enter the number on your voting slip and proceed to select the nominees you wish to vote for.



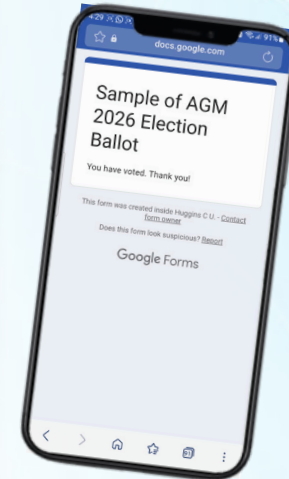
4

If you do not wish to vote for any of the nominees, then select "None of the above". DO NOT SELECT ANY OF THE NAMES.



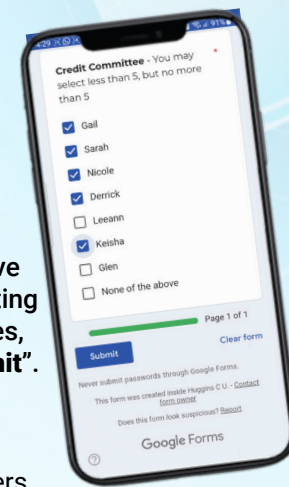
6

You will see the message "You have voted. Thank You!"



5

Once you have finished selecting your nominees, click on "Submit".



The process is
easy, quick and effective!

You should note:

Voting will require a smart device, but should a member not have one, devices will be available on which votes can be cast. Assistance will also be provided should members require it. Wi-Fi access will also be provided. Members without a smart device will proceed to one of the voting stations with their voting slip, where they can vote without having to scan the QR code.



#35 Roberts Street, Woodbrook, Trinidad, W.I.
Tel: 868 622-4810, Tel/Fax: 868 622-3392, Cell: 868 299-9506
Email: info@hugginscu.com | Website: www.hugginscu.com

